

## AUSTRALIAN PI - NEULASTA® (PEGFILGRASTIM)

### 1 NAME OF THE MEDICINE

Neulasta® is the Amgen Inc. trademark for pegfilgrastim (rbe), a long-acting form of recombinant human granulocyte colony-stimulating factor (G-CSF).

### 2 QUALITATIVE AND QUANTITATIVE COMPOSITION

Neulasta is composed of filgrastim (recombinant methionyl human G-CSF, tradename NEUPOGEN) with a 20,000 dalton polyethylene glycol (PEG) molecule covalently bound to the N-terminal methionine residue.

Filgrastim is a 175 amino acid protein manufactured by recombinant DNA technology. Filgrastim is produced by *Escherichia coli* (*E coli*) bacteria into which has been inserted the human G-CSF gene. Filgrastim is unglycosylated and contains an N-terminal methionine necessary for expression in *E coli*. Neulasta has a total molecular weight of 39,000 daltons.

Each single-use pre-filled syringe with automatic needle guard of Neulasta contains 6 mg of pegfilgrastim (based on protein mass only).

For the full list of excipients, see Section 6.1 List of excipients.

### 3 PHARMACEUTICAL FORM

Neulasta is a sterile, clear, colourless, preservative-free liquid for subcutaneous (SC) administration.

### 4 CLINICAL PARTICULARS

#### 4.1 Therapeutic indications

Neulasta is indicated for the treatment of cancer patients following chemotherapy, to decrease the duration of severe neutropenia and so reduce the incidence of infection, as manifested by febrile neutropenia.

#### 4.2 Dose and method of administration

##### Dosage (dose and interval)

The recommended dosage of Neulasta is a single SC injection of 6 mg administered once per chemotherapy cycle. Neulasta should be administered approximately 24 hours after the administration of cytotoxic chemotherapy. In clinical studies, Neulasta has been safely

administered 14 days before chemotherapy (see Section 4.4 Special warnings and precautions for use).

### **Method of administration**

Neulasta contains no antimicrobial agent. Neulasta is for single use in 1 patient only. Discard any residue.

Parenteral drug products should be inspected visually for particulate matter and discolouration prior to administration. Do not use any products exhibiting particulate matter or discolouration.

Avoid shaking. Allow the ready to use pre-filled syringe with automatic needle guard to reach room temperature before injecting.

### **4.3 Contraindications**

Neulasta is contraindicated in patients with known hypersensitivity to *E coli*-derived proteins, pegfilgrastim, filgrastim, or any other component of the product.

### **4.4 Special warnings and precautions for use**

#### **Splenomegaly and splenic rupture**

Cases of splenic rupture, including some fatal cases, have been reported following administration of Neulasta. Patients who report left upper abdominal pain and/or shoulder tip pain should be evaluated for an enlarged spleen or splenic rupture.

#### **Sickle cell crisis**

Sickle cell crises have been associated with the use of Neulasta in patients with sickle cell disease. Clinicians should exercise caution, monitor patients accordingly when administering Neulasta to patients with sickle cell trait or sickle cell disease and only consider use after careful evaluation of the potential benefits and risks.

#### **Pulmonary Haemorrhage and Haemoptysis**

Pulmonary haemorrhage and haemoptysis requiring hospitalisation have been reported in G-CSF-treated healthy donors undergoing peripheral blood progenitor cell (PBPC) collection mobilisation. Haemoptysis resolved with discontinuation of G-CSF.

### **Acute respiratory distress syndrome**

In patients with sepsis receiving Neulasta, the physician should be alert to the possibility of acute respiratory distress syndrome, due to the possible influx of neutrophils at the site of inflammation.

### **Glomerulonephritis**

Glomerulonephritis has been reported in patients receiving Neulasta. Generally, after withdrawal of Neulasta, events of glomerulonephritis resolved. Monitoring of urinalysis is recommended.

### **Concurrent use with chemotherapy and radiotherapy**

The safety and efficacy of Neulasta given concurrently with cytotoxic chemotherapy have not been established. Because of the potential sensitivity of rapidly dividing myeloid cells to cytotoxic chemotherapy, the use of Neulasta is not recommended in the period 24 hours after the administration of chemotherapy (see Section 4.2 Dose and method of administration). In clinical studies, Neulasta has been safely administered 14 days before chemotherapy. Clinical trials with Neulasta have not involved patients treated with fluorouracil or other antimetabolites. In studies in mice, administration of pegfilgrastim at 0, 1 and 3 days before fluorouracil resulted in increased mortality; administration of pegfilgrastim 24 hours after fluorouracil did not adversely affect survival.

The safety and efficacy of Neulasta have not been evaluated in patients receiving chemotherapy associated with delayed myelosuppression, e.g. nitrosoureas.

The safety and efficacy of Neulasta have not been evaluated in patients receiving radiotherapy.

### **Use in myelodysplasia and leukaemia**

The safety and efficacy of Neulasta administration in patients with myelodysplasia or chronic myeloid leukaemia have not been established.

Randomised studies of filgrastim in patients undergoing chemotherapy for acute myeloid leukaemia demonstrate no stimulation of disease as measured by remission rate, relapse and survival.

## **Leukocytosis**

In Neulasta clinical studies self-limiting leukocytosis (WBC counts > 100 x 10<sup>9</sup>/L) have been reported in < 0.5% of 930 subjects with non-myeloid malignancies receiving Neulasta. Leukocytosis was not associated with any reported adverse clinical effects.

## **Immunogenicity**

As with all therapeutic proteins, there is potential for immunogenicity. Rates of antibody generation against pegfilgrastim are generally low. Binding antibodies do develop but have not been associated with neutralising activity or adverse clinical consequences.

The detection of antibody formation is dependent on the sensitivity and specificity of the assay. The observed incidence of antibody positivity (including neutralising antibody) in an assay may be influenced by several factors including assay methodology, sample handling, timing of sample collection, concomitant medications and underlying disease, therefore comparison of the incidence of antibodies to other products may be misleading.

## **Thrombocytopenia and anaemia**

In studies of Neulasta administration following chemotherapy, most reported side effects were consistent with those usually seen as a result of cytotoxic chemotherapy (see Section 4.8 Adverse effects (undesirable effects)). Because of the potential for patients to receive higher doses of chemotherapy (i.e. full doses on the prescribed schedule for a longer period) , patients may be at greater risk of thrombocytopenia which should be monitored carefully. Anaemia and non-haematologic consequences of increased chemotherapy doses (please refer to the prescribing information for specific chemotherapy agents used) may also occur. If there is a risk of these conditions regular monitoring of the complete blood count is recommended. Furthermore, care should be exercised in the administration of Neulasta in conjunction with drugs known to lower the platelet count and in the presence of moderate or severe organ impairment.

## **Aortitis**

Aortitis has been reported in patients receiving pegfilgrastim and may present with generalised signs and symptoms such as fever and increased inflammatory markers. Consider aortitis in patients who develop these signs and symptoms without known aetiology.

### **Laboratory monitoring**

To assess a patient's haematologic status and ability to tolerate myelosuppressive chemotherapy, a complete blood count and platelet count should be obtained before chemotherapy is administered. Neulasta produced absolute neutrophil count (ANC) profiles similar to daily filgrastim, including earlier ANC nadir, shorter duration of severe neutropenia and accelerated ANC recovery, compared with ANC profiles observed without growth factor support. Due to neutrophil mediated clearance, Neulasta is likely to produce post-recovery ANC levels in the normal range, and the above-normal peak ANC levels commonly seen with daily filgrastim do not occur.

### **Use in hepatic impairment**

See Section 5.2 Pharmacokinetic properties.

### **Use in renal impairment**

See Section 5.2 Pharmacokinetic properties.

### **Use in the elderly patients**

See Section 5.2 Pharmacokinetic properties.

### **Paediatric use**

See Section 5.2 Pharmacokinetic properties.

### **Effects on laboratory tests**

None known.

## **4.5 Interactions with other medicines and other forms of interactions**

Drug interactions between Neulasta and other drugs have not been fully evaluated.

### **Bone imaging**

Increased haemopoietic activity of the bone marrow in response to growth factor therapy has been associated with transient positive bone imaging changes. This should be considered when interpreting bone-imaging results.

### **Lithium**

The potential for pharmacodynamic interaction with lithium, which also promotes the release of neutrophils, has not been specifically investigated. There is no evidence that such an interaction would be harmful.

## 4.6 Fertility, pregnancy and lactation

### Effects on fertility

Pegfilgrastim did not affect the fertility of male or female rats when administered once weekly at SC doses of up to 1 mg/kg (about 2 to 13x the recommended human dose of 6 mg based on plasma AUC data for a single dose).

### Use in pregnancy

#### **Pregnancy Category B3**

Pegfilgrastim crosses the placenta in pregnant rats. Administration of pegfilgrastim every second day over the period of organogenesis to rats and rabbits at SC doses up to 1 mg/kg and 200 µg/kg, respectively, produced no evidence of teratogenicity. The rat dose was 2 fold of the anticipated exposure at the maximal recommended human dose (based on AUC), while the rabbit dose was 0.6 fold the human dose (based on body surface area). An increased incidence of wavy ribs, considered a reversible change, was observed in rats at doses greater than 100 µg/kg.

Decreased maternal body weight gain, accompanied by decreased maternal food consumption and decreased fetal body weights were observed in rabbits at doses of 50 µg/kg SC and above. Increased post-implantation loss due to early resorptions and an increased incidence of abortions were observed at pegfilgrastim doses above 50 µg/kg SC. Once weekly SC injections of pegfilgrastim to female rats from day 6 of gestation through day 18 of lactation at doses up to 1000 µg/kg/dose did not result in any adverse maternal effects. There were no deleterious effects on the growth and development of the offspring and no adverse effects were found upon fertility indices.

There are no adequate and well-controlled studies in pregnant women. Neulasta should be used during pregnancy only if the potential benefit to the mother justifies the potential risk to the fetus.

### Use in lactation

Whether Neulasta is excreted in human milk is not known. Because many drugs are excreted in human milk, caution should be exercised if Neulasta is administered to breastfeeding women.

## 4.7 Effects on ability to drive and use machines

The effects of this medicine on a person's ability to drive and use machines were not assessed as part of its registration.

#### 4.8 Adverse effects (undesirable effects)

Safety data are based on seven randomised clinical trials involving over 930 patients with lymphoma and solid tumours (breast, lung and thoracic tumours) receiving Neulasta after non-myeloablative cytotoxic chemotherapy. Most adverse experiences were the sequelae of the underlying malignancy or cytotoxic chemotherapy. They occurred at similar rates in subjects who received Neulasta (n = 930), filgrastim (n = 331) or placebo (n = 463). These adverse experiences occurred at rates between 15% and 72%. They included: nausea, fatigue, alopecia, diarrhoea, vomiting, constipation, fever, anorexia, skeletal pain, headache, taste perversion, dyspepsia, myalgia, insomnia, abdominal pain, arthralgia, generalised weakness, peripheral oedema, dizziness, granulocytopenia, stomatitis, mucositis, and neutropenic fever. The most common observed adverse reaction related to Neulasta therapy was medullary bone pain, which was reported in 26% of patients. This was comparable to the incidence of medullary bone pain related to filgrastim therapy. This bone pain was generally reported to be of mild-to-moderate severity, could be controlled in most patients with non-narcotic analgesics, and had a comparable duration for both Neulasta and filgrastim-treated patients. Infrequently, bone pain was severe enough to require narcotic analgesics. No patient withdrew from study due to bone pain. In these randomised clinical trials, the following adverse events related to Neulasta were reported.

**Table 1. Adverse Events in Active Comparator Studies Related to Neulasta at an Incidence  $\geq$  1%**

Body System and Preferred Terms	Percentage of Patients Reporting Events	
	Neulasta (n = 465)	Filgrastim 5 µg/kg/day (n = 331)
<b>Application site</b>		
Injection site pain	3	3
<b>Body as a whole</b>		
Pain	2	1
Pain chest	1	1
Oedema periorbital	1	< 1
Fever	1	1
<b>CNS/PNS</b>		
Headache	4	4
<b>Musculo-skeletal</b>		
Pain skeletal	21	27
Myalgia	7	8
Arthralgia	6	6
Pain back	4	8
Pain limb	3	2
Pain musculo-skeletal	1	1
Pain neck	1	1

**Table 2. Most Frequently Reported Treatment-Related Adverse Events in Randomised Clinical Trials with Placebo Control**

Body System and Preferred Terms	Number and Percentage of Patients Reporting Events	
	Placebo (N=463)	Neulasta (N = 465)
<b>Gastrointestinal disorders</b>		
Diarrhoea	10 (2%)	9 (2%)
<b>General disorders and administration site conditions</b>		
Pyrexia	9 (2%)	8 (2%)
<b>Infections and infestations</b>		
Influenza	5 (1%)	6 (1%)
<b>Musculoskeletal and connective tissue disorders</b>		
Bone Pain	41 (9%)	62 (13%)
Arthralgia	20 (4%)	31 (7%)
Myalgia	23 (5%)	26 (6%)
Musculoskeletal Pain	5 (1%)	14 (3%)
Pain in Limb	5 (1%)	11 (2%)
Back Pain	4 (1%)	8 (2%)
Polymyalgia	7 (2%)	8 (2%)
Polyarthralgia	0 (0%)	5 (1%)
<b>Nervous system disorders</b>		
Headache	2 (0%)	6 (1%)
<b>Skin and subcutaneous tissue disorders</b>		
Alopecia	9 (2%)	8 (2%)

Across all studies, no life-threatening or fatal adverse events were attributed to Neulasta. In these studies, there was only 1 serious adverse event (dyspnoea) reported in a single patient as possibly related to Neulasta.

Spontaneously reversible elevations in lactate dehydrogenase (LDH), alkaline phosphatase and uric acid of mild-to-moderate severity were observed. Most changes have been attributed to post-cytokine bone marrow expansion as well as to chemotherapy and metastatic disease. The incidences of these changes, presented for Neulasta relative to filgrastim and placebo, were: LDH (18% versus 29% and 18%), alkaline phosphatase (11% versus 16% and 12%) and uric acid (11% versus 9% and 13% [1% of reported cases for Neulasta and filgrastim groups were classified as severe]).

### **Post marketing experience**

Extremely rare cases of capillary leak syndrome have been reported in subjects receiving filgrastim, the parent compound of Neulasta.



Allergic Reactions: Allergic-type reactions, including anaphylactic reactions, skin rash, urticaria and erythema/flushing occurring on initial or subsequent treatment have been reported in patients receiving Neulasta. In some cases, symptoms have recurred with rechallenge, suggesting a causal relationship. Allergic-type reactions to Neulasta have rarely been reported in post-marketing experience.

If a serious reaction occurs, appropriate therapy should be administered, with close patient follow-up over several days. Neulasta should be permanently discontinued in patients who experience a serious allergic reaction.

Injection site pain and erythema have been reported in patients receiving pegfilgrastim.

Cases of glomerulonephritis have been reported uncommonly ( $\geq 1/1000$  and  $< 1/100$ ) in patients receiving Neulasta.

Cases of pulmonary haemorrhage and haemoptysis have been reported in patients receiving Neulasta.

Cases of aortitis have been reported in patients receiving pegfilgrastim.

Rare cases ( $\geq 1/10,000$  and  $< 1/1,000$ ) of Sweet's syndrome (acute febrile dermatosis), splenomegaly, splenic rupture and sickle cell crisis have been reported in patients receiving Neulasta.

Very rare ( $< 1/10,000$ ) reactions of cutaneous vasculitis have been reported in patients receiving Neulasta.

There has been no evidence for the development of neutralising antibodies, or of a blunted or diminished response to Neulasta in treated patients, including those receiving up to 6 cycles of Neulasta.

### **Reporting of suspected adverse reactions**

Reporting suspected adverse reactions after registration of the medicinal product is important. It allows continued monitoring of the benefit-risk balance of the medicinal product. Healthcare professionals are asked to report any suspected adverse reactions at <http://www.tga.gov.au/reporting-problems>.

## 4.9 Overdose

There is no experience with overdose of Neulasta in humans. In subjects administered doses of up to 5 times the recommended dose, adverse events were similar to those observed in subjects administered lower doses of Neulasta.

For information on the management of overdose, contact the Poison Information Centre on 131126 (Australia).

## 5 PHARMACOLOGICAL PROPERTIES

### 5.1 Pharmacodynamic properties

#### Mechanism of action

Human G-CSF is a glycoprotein which regulates the production and release of neutrophils from the bone marrow. Pegfilgrastim has reduced renal clearance and prolonged persistence *in vivo* compared to filgrastim. Pegfilgrastim and filgrastim have been shown to have identical modes of action. They cause a marked increase in peripheral blood neutrophil counts within 24 hours in subjects with healthy bone marrow, with minor increases in monocytes and/or lymphocytes. Similarly to filgrastim, neutrophils produced in response to pegfilgrastim show normal or enhanced function as demonstrated by tests of chemotactic and phagocytic function.

#### Clinical trials

Three pivotal, randomised, double-blind clinical studies have been conducted in patients with solid tumours receiving a variety of chemotherapy regimens. Pegfilgrastim administered 24 hours after chemotherapy in the first cycle and all subsequent cycles of chemotherapy has been shown to be safe and effective in reducing neutropenia and associated clinical sequelae.

Studies 1 and 2 met the primary objective of demonstrating that the mean days of severe neutropenia of Neulasta-treated patients ( $[ANC] < 0.5 \times 10^9/L$ ) did not exceed that of filgrastim-treated patients by more than one day in cycle 1 of chemotherapy.

Results from Study 1, a randomised, double-blind study conducted in patients with breast cancer ( $n = 155$ ) undergoing 4 cycles of the highly myelosuppressive chemotherapy regimen doxorubicin and docetaxel (AT), demonstrated a clinically and statistically similar reduction in the duration of severe neutropenia ( $ANC < 0.5 \times 10^9/L$ ) in cycle 1 in patients who received Neulasta as a fixed dose of 6 mg compared with patients who received a mean of 11 daily injections of filgrastim 5 µg/kg/day (see Table 3). Durations of severe neutropenia were also

comparable between treatment groups in all subsequent cycles. There was no significant difference in the incidence of febrile neutropenia between the groups in Study 1.

**Table 3. Cycle 1 Duration of Severe Neutropenia and Study Incidence of Febrile Neutropenia and Infection in Neulasta Pivotal Trials**

Endpoint	Study 1: 6 mg		Study 2: 100 µg/kg	
	Neulasta n = 68 PP n = 77 mod ITT	Filgrastim n = 62 PP n = 75 mod ITT	Neulasta n = 131 PP n = 149 mod ITT	Filgrastim n = 129 PP n = 147 mod ITT
Mean days of severe neutropenia cycle 1	1.8	1.6	1.7	1.6
Difference in means (95% CI) per protocol	0.18 (-0.23, 0.61)		0.09 (-0.23, 0.40)	
Incidence of febrile neutropenia (all cycles)	13%	20%	9%	18%
Difference in incidence (95% CI) modified ITT	-7% (-19%, 5%)		-9% (-17%, -1%)	
Incidence of infection – culture-confirmed (all cycles)	9%	9%	10%	9%
Difference in incidence (95% CI) modified ITT	0% (-9.4%, 9.0%)		1% (-5.4%, 7.9%)	

PP = per protocol

mod ITT = modified intention to treat

In study 2, patients with breast cancer (n = 301) were randomised to receive a single injection of Neulasta 100 µg/kg or daily injections of filgrastim 5 µg/kg/day after each of 4 cycles of the highly myelosuppressive chemotherapy regimen doxorubicin and docetaxel (AT). In cycle 1, a single SC injection of Neulasta resulted in a duration of severe neutropenia that was clinically and statistically similar to that observed after a mean of 11 daily injections of filgrastim (see Table 3). Durations of severe neutropenia were also comparable between treatment groups in all subsequent cycles. There is a significant difference in the incidence of febrile neutropenia between the groups in Study 2.

Study 3 was a placebo-controlled study evaluating the effect of Neulasta on the incidence of febrile neutropenia following administration of a moderately myelosuppressive chemotherapy

regimen (docetaxel 100 mg/m<sup>2</sup> q 3 weeks for 4 cycles). This regimen is associated with a febrile neutropenia rate of up to 20%. In this study, 928 patients were randomised to receive either pegfilgrastim or placebo on Day 2 of each cycle. The incidence of patients with febrile neutropenia, was significantly lower in the patients randomised to receive pegfilgrastim vs placebo (1% vs 17%,  $p < 0.001$ , respectively). The incidence of hospitalisation and IV anti-infective use associated with a clinical diagnosis of febrile neutropenia was significantly lower in patients randomised to Neulasta compared to placebo (1% vs 14%,  $p < 0.001$ ; and 2% vs 10%,  $p < 0.001$ , respectively).

Data from phase 2 studies in patients with various malignancies undergoing a variety of chemotherapy regimens further support the safety and efficacy of Neulasta. Dose-finding studies in patients with breast cancer ( $n = 152$ ), thoracic tumours ( $n = 92$ ) and non-Hodgkin's lymphoma (NHL) ( $n = 50$ ) demonstrated that the efficacy of a single injection of Neulasta 100 µg/kg was similar to daily injections of filgrastim 5 µg/kg/day and was superior to the lower dose of 30 µg/kg. A randomised phase 2 study of patients with NHL or Hodgkin's lymphoma ( $n = 60$ ) further supports the safety and efficacy of Neulasta.

A phase 2, randomised, double-blind study ( $n = 83$ ) in patients receiving chemotherapy for *de novo* acute myeloid leukaemia compared pegfilgrastim (single dose of 6 mg) with filgrastim, administered during induction chemotherapy. Median time to recovery from severe neutropenia was estimated as 22 days in both treatment groups. Long term outcome was not studied.

## 5.2 Pharmacokinetic properties

### **Absorption**

After a single SC dose of Neulasta in man, the time to peak serum concentration of pegfilgrastim was variable, ranging from 8 to 120 hours. After a 6 mg SC dose, the range was from 15.9 to 120.5 hours with a median value of 39.9 hours. Serum concentrations of pegfilgrastim were maintained during the period of neutropenia after myelosuppressive chemotherapy.

### **Distribution**

The distribution of Neulasta was limited to the plasma compartment.

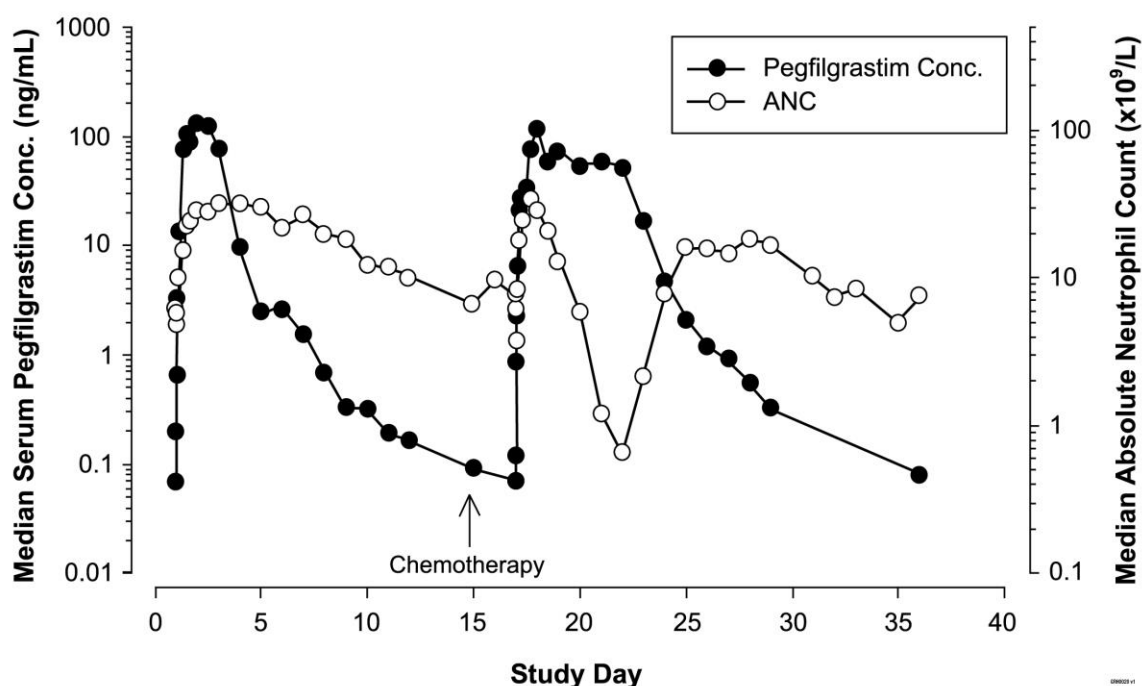
### **Metabolism**

The metabolic pathway of Neulasta has not been characterised.

## **Elimination**

The elimination of Neulasta was non-linear with respect to dose; serum clearance of Neulasta decreased with increasing dose. The saturable clearance pathway was attributed to neutrophils and neutrophil precursors (neutrophil-mediated, self-regulating clearance). Results from pharmacokinetic/ pharmacodynamic modelling support neutrophil-mediated clearance as the main route of elimination (> 99%). Consistent with a self-regulating clearance mechanism, the serum concentration of Neulasta declined rapidly at the onset of neutrophil recovery following myelosuppressive chemotherapy (see Figure 1).

**Figure 1. Median Pegfilgrastim Serum Concentration and ANC Profiles in Patients With Non-small Cell Lung Cancer (n = 3) After a Single Injection of Neulasta 100 µg/kg Administered Before and After Chemotherapy**



## **Special populations**

### **Hepatic impairment**

No studies have been conducted in patients with hepatic failure; however, the pharmacokinetics of Neulasta are not expected to be affected by impaired hepatic function.

### **Renal impairment**

Renal impairment, including end-stage renal disease, appears to have no effects on the pharmacokinetics of Neulasta.

### **Elderly patients**

The pharmacokinetics of Neulasta in elderly cancer patients ( $\geq 65$  years of age) were similar to those in younger subjects.

### **Paediatric patients**

The safety and pharmacokinetics of Neulasta were studied in 37 paediatric patients with sarcoma. The mean ( $\pm$  Standard Deviation) systemic exposure ( $AUC_0 - \infty$ ) of Neulasta after subcutaneous administration at 100  $\mu\text{g}/\text{kg}$  was 22.0 ( $\pm 13.1$ )  $\mu\text{g}\cdot\text{hr}/\text{mL}$  in the 6 - 11 years age group ( $n = 10$ ), 29.3 ( $\pm 23.2$ )  $\mu\text{g}\cdot\text{hr}/\text{mL}$  in the 12 - 21 years age group ( $n = 13$ ) and 47.9 ( $\pm 22.5$ )  $\mu\text{g}\cdot\text{hr}/\text{mL}$  in the youngest age group (0 - 5 years,  $n = 11$ ). The terminal elimination half-lives of the corresponding age groups were 20.2 ( $\pm 11.3$ ) hours, 21.2 ( $\pm 16.0$ ) hours and 30.1 ( $\pm 38.2$ ) hours respectively. The most common adverse reaction was bone pain.

### **5.3 Preclinical safety data**

As with other haematopoietic growth factors, G-CSF has shown *in vitro* stimulating properties on human endothelial cells. G-CSF can promote growth of myeloid cells, including malignant cells, *in vitro* and similar effects may be seen on some non-myeloid cells *in vitro*.

### **Carcinogenicity**

No carcinogenicity testing has been conducted for pegfilgrastim.

### **Genotoxicity**

No mutagenicity studies have been conducted with pegfilgrastim, although the parent protein (filgrastim) was negative in bacterial mutagenicity assays, a test for chromosome aberrations in Chinese hamster lung cells *in vitro* and in an *in vivo* mouse micronucleus test.

## **6 PHARMACEUTICAL PARTICULARS**

### **6.1 List of excipients**

The product is formulated at pH 4.0 with 0.35 mg acetate, 30.0 mg sorbitol, 0.02 mg polysorbate 20, 0.02 mg sodium in Water for Injection to 0.6 mL.

### **6.2 Incompatibilities**

Incompatibilities were either not assessed or not identified as part of the registration of this medicine.

### 6.3 Shelf life

In Australia, information on the shelf life can be found on the public summary of the Australian Register of Therapeutic Goods (ARTG). The expiry date can be found on the packaging.

### 6.4 Special precautions for storage

Store at 2°C to 8°C (Refrigerate. Do not freeze). Avoid shaking. Protect from light. Neulasta may be exposed to room temperature (up to 30°C) for a maximum single period of up to 72 hours. Neulasta left at room temperature for more than 72 hours should be discarded.

Freezing should be avoided; however, if accidentally frozen, Neulasta should be allowed to thaw in the refrigerator before administration. If frozen a second time, Neulasta should be discarded.

### 6.5 Nature and contents of container

Pre-filled Syringe with automatic needle guard:

Each carton contains 1 ready to use pre-filled syringe with automatic needle guard containing 6 mg of pegfilgrastim in 0.6 mL (10 mg/mL) solution for SC injection.

The needle cover for the pre-filled syringe with automatic needle guard contains dry natural rubber (a derivative of latex).

Pre-filled Syringe:\*

Each carton contains 1 ready to use syringe containing 6 mg of pegfilgrastim in 0.6 mL (10 mg/mL) solution for SC injection.

The needle cover for the pre-filled syringe contains dry natural rubber (a derivative of latex).

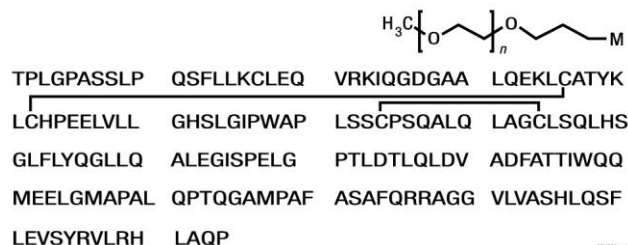
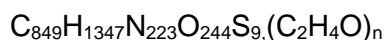
\*This product is not marketed in Australia.

### 6.6 Special precautions for disposal

In Australia, any unused medicine or waste material should be disposed of by taking to your local pharmacy.

## 6.7 Physicochemical properties

### Chemical structure



### CAS number

208265-92-3

## 7 MEDICINE SCHEDULE (POISONS STANDARD)

S4 Prescription Medicine

## 8 SPONSOR

Amgen Australia Pty Ltd

ABN 31 051 057 428

Level 7, 123 Epping Road

NORTH RYDE NSW 2113

## 9 DATE OF FIRST APPROVAL

26 September 2002

## 10 DATE OF REVISION

25 September 2018

### Summary table of changes

Section changed	Summary of new information
<b>Multiple</b>	Minor editorial changes
<b>4.4</b>	Addition of Pulmonary Haemorrhage and Haemoptysis
<b>4.8</b>	Addition of Pulmonary Haemorrhage and Haemoptysis